



# Band Virtual Learning

# **7th Grade Brass**

May 15th, 2020











7th Grade Brass  
Lesson: May 15th, 2020

**Objective/Learning Target:**

Students will be identifying and playing both reviewed and new rhythms by counting and clapping or on their instrument.

# Review:

## NOTE VALUES AND RESTS

Notes	Names	Rests
	<b>Whole</b>	
	<b>Half</b>	
	<b>Quarter</b>	
	<b>Eighth</b>	

# Review:

## COUNTING METHOD

- When the quarter note receives one count ( $\frac{2}{4}$ ,  $\frac{3}{4}$ ,  $\frac{4}{4}$ ,  $\frac{5}{4}$ , etc.), use the following measure-wise counting method (pronounced: one and two and three and four and):



- For the four-fold division of the beat (sixteenth notes) and its variations, use 1 e & a (pronounced: one ee and a):

1 e & a 2 e & a 3 & 4 &  
 1 & a 2 & a 3 & 4 &  
 1 e & 2 e & 3 & 4 &  
 1(e &) a 2(e &) a 3 & 4 &

# Review:

Remember from last week...

- A *dot* after a note or rest adds half of the value of the note/rest it follows.

Example:  $\text{dotted quarter} = \text{quarter} + \text{eighth}$        $\text{dotted eighth} = \text{eighth} + \text{sixteenth}$

The image shows two musical equations. The first equation shows a dotted quarter note (a vertical stem with a flag and a dot) followed by an equals sign, then a quarter note (vertical stem with a flag) followed by a plus sign and an eighth note (vertical stem with a flag and a tail). The second equation shows a dotted eighth note (vertical stem with a flag and a dot) followed by an equals sign, then an eighth note (vertical stem with a flag and a tail) followed by a plus sign and a sixteenth note (vertical stem with a flag and two tails).

# Learning New Rhythms!

Go through each line. Set a metronome (free online [HERE](#)), count first, then play. If you have the ability, record and then play back to review your work!

Use the new Rhythm Keys to work through the new exercises.

Take it one measure at a time. Go Slow and Steady. Always count first!

## Rhythm Keys Eighth Note/Two Sixteenth Note Combinations

Four musical staves in 2/4 time, each with a repeat sign. The notes and counts are as follows:

- Staff 1: Quarter note, eighth note, eighth note, quarter note. Count: 1 e & 2 &
- Staff 2: Quarter note, eighth note, eighth note, quarter note. Count: 1 & 2 e &
- Staff 3: Quarter note, eighth note, eighth note, quarter note. Count: 1 e & 2 e &
- Staff 4: Quarter note, eighth note, eighth note, quarter note. Count: 1 2 e &

Four musical staves in 2/4 time, each with a repeat sign. The notes and counts are as follows:

- Staff 1: Quarter note, eighth note, eighth note, quarter note. Count: 1 & a 2 &
- Staff 2: Quarter note, eighth note, eighth note, quarter note. Count: 1 & 2 & a
- Staff 3: Quarter note, eighth note, eighth note, quarter note. Count: 1 & a 2 & a
- Staff 4: Quarter note, eighth note, eighth note, quarter note. Count: 1 2 & a

# Practice: Apply Rhythm Key

## Rhythm Key Eighth Note/Two Sixteenth Note Combinations

1 e & 2 &      1 & 2 e &      1 e & 2 e &      1 2 e &

# Practice: Apply Rhythm Key

## Rhythm Key Eighth Note/Two Sixteenth Note Combinations

Four musical phrases in 2/4 time, each with a key signature of one flat (Bb). The first three phrases are marked with repeat signs. The fourth phrase is a single measure. Below each phrase are the corresponding counting syllables: 1 & a 2 &, 1 & 2 & a, 1 & a 2 & a, and 1 2 & a.

A single musical staff in 2/4 time with a key signature of one flat (Bb). It contains four measures of music. The first two measures each contain two eighth notes followed by a quarter note. The last two measures each contain a quarter note followed by two eighth notes.

A single musical staff in 2/4 time with a key signature of one flat (Bb). It contains four measures of music. The first two measures each contain two eighth notes followed by a quarter note. The last two measures each contain a quarter note followed by two eighth notes.

A single musical staff in 2/4 time with a key signature of one flat (Bb). It contains four measures of music. The first two measures each contain two eighth notes followed by a quarter note. The last two measures each contain a quarter note followed by two eighth notes.



# Lets Get Crazy

## Rhythm Key Eighth Note/Two Sixteenth Note Combinations

Four musical staves in 3/4 time, each showing a different rhythmic pattern of eighth and sixteenth notes. Below each staff is a counting cue:

- Staff 1: 1 & 2 e & a 3 e &
- Staff 2: 1 e & 2 e & a 3 &
- Staff 3: 1 e & 2 e & 3 e & a
- Staff 4: 1 e & 2 e & a 3 e &

Two musical staves in 3/4 time, each showing a rhythmic pattern of eighth and sixteenth notes. The top staff has a 3/4 time signature. The bottom staff has a 3/4 time signature.



# Let's Check Your Work

This video goes through all of the rhythms from this packet. Use this as a resource to check your work and as a way to be able to practice along with someone!

Click [HERE](#) for video.